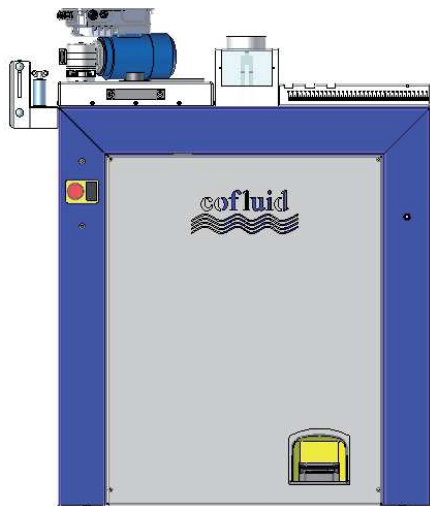
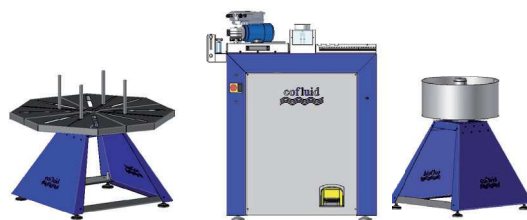


### DESCRIZIONE / Description

- Taglierina per tubi flessibili oleodinamici fino a 2", con utilizzo sia in manuale che con controllo numerico automatico.
- Automatic and manual cutting machine for hydraulic hoses up to 2".



Pedale estraibile/ Removable pedal



Linea di taglio automatica / Automatic cut line

### SCHEDA TECNICA / Data Sheet


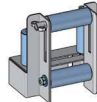
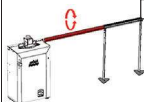








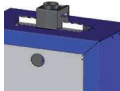
#### TAGLIO IN MANUALE Manual cutting

#### TAGLIO IN AUTOMATICO Automatic cutting

2"*	Taglio ottimale su tubo R2 / Optimal R2	fino a 1"*
2"*	Taglio massimo su tubo 4SP / Maximum 4SP cutting	fino a 3/4"*
8 Bar	Alimentazione pneumatica max / Max Pneumatic supply	8 Bar
	Tolleranza di taglio / Cutting tolerance	<1%
3kw (4Hp) - 400V-50/60Hz	Motore taglierina / Cutter's engine	3kw (4Hp) - 400V-50/60Hz
Ø300mm (11,81")	Diametro lama / Blade diameter	Ø300mm (11,81")
80mm (3,15")	Diametro massimo di taglio / Maxium cutting Ø	40mm (1,58")
520x1100xh1250mm (20,47"x43,30"x49,21")	Dimensione LxPxH / Dimension	520x1100xh1250mm (20,47"x43,30"x49,21")
190 Kg (418,87 Lbs)	Peso / Weight	190 Kg (418,87 Lbs)

✓ = di serie / standard

### ACCESSORI / Accessories

 ✓	Disco raffreddato Ø 300 Cooled blade Ø 300	 ✓	Guida a rulli per tubo Hose roller guide		Supporto di misurazione modulare ribaltabile Foldable modular hose measuring support
 ✓	Cappa con attacco per impianto aspirazione Fume hood with connection for extraction system	 ✓	Pedale elettrico estraibile Extendable electric pedal		Supporto di misurazione modulare Modular hose measuring support
 □	Disco Ø 300 liscio Smooth blade Ø 300	 □	Supporto di misurazione tubo pneumatico modulare Modular hose measuring support pneumatic	 □	Guida tubo in inox Inox hose guide
 □	Voltaggio speciale Special voltage	 □	Taglio con ghigliottina per tubi in gomma Cut with guillotine for rubber hose	 ✓	Attacco posteriore per aspirazione fumi Rear connection for fume extraction
□		□		□	

\* Valore indicativo in funzione del prodotto da tagliare / Indicative value depending on the product to be cut